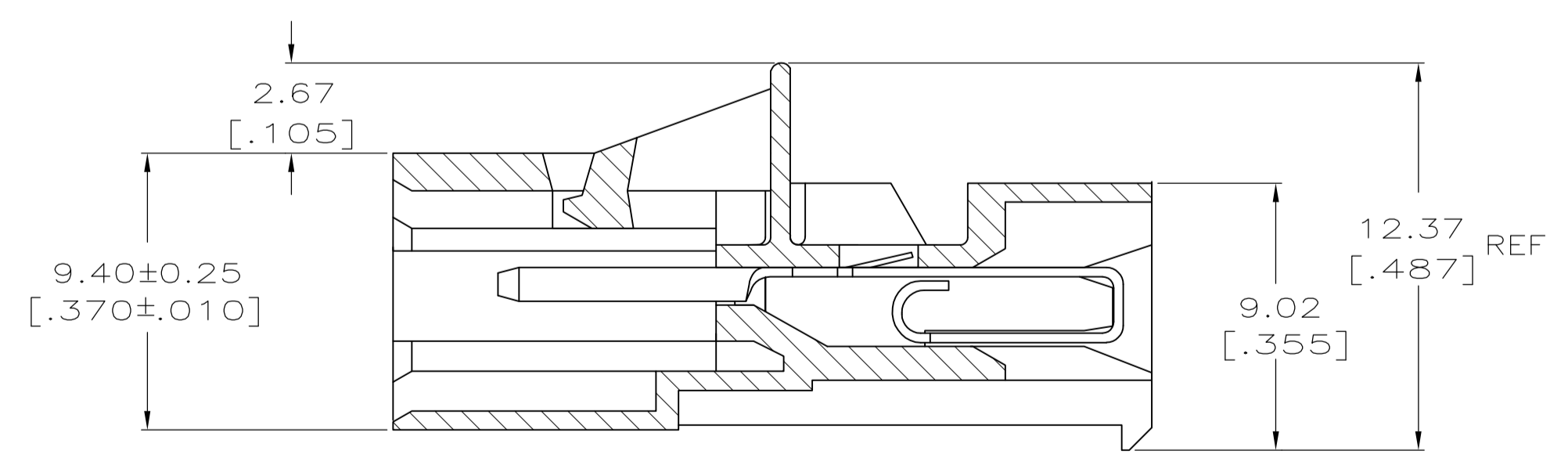
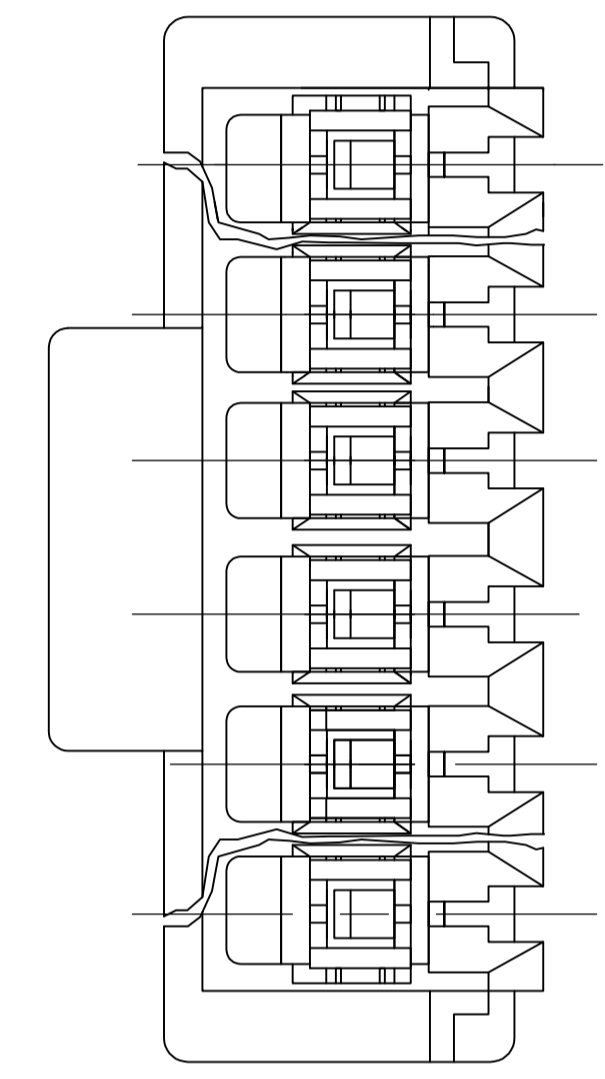
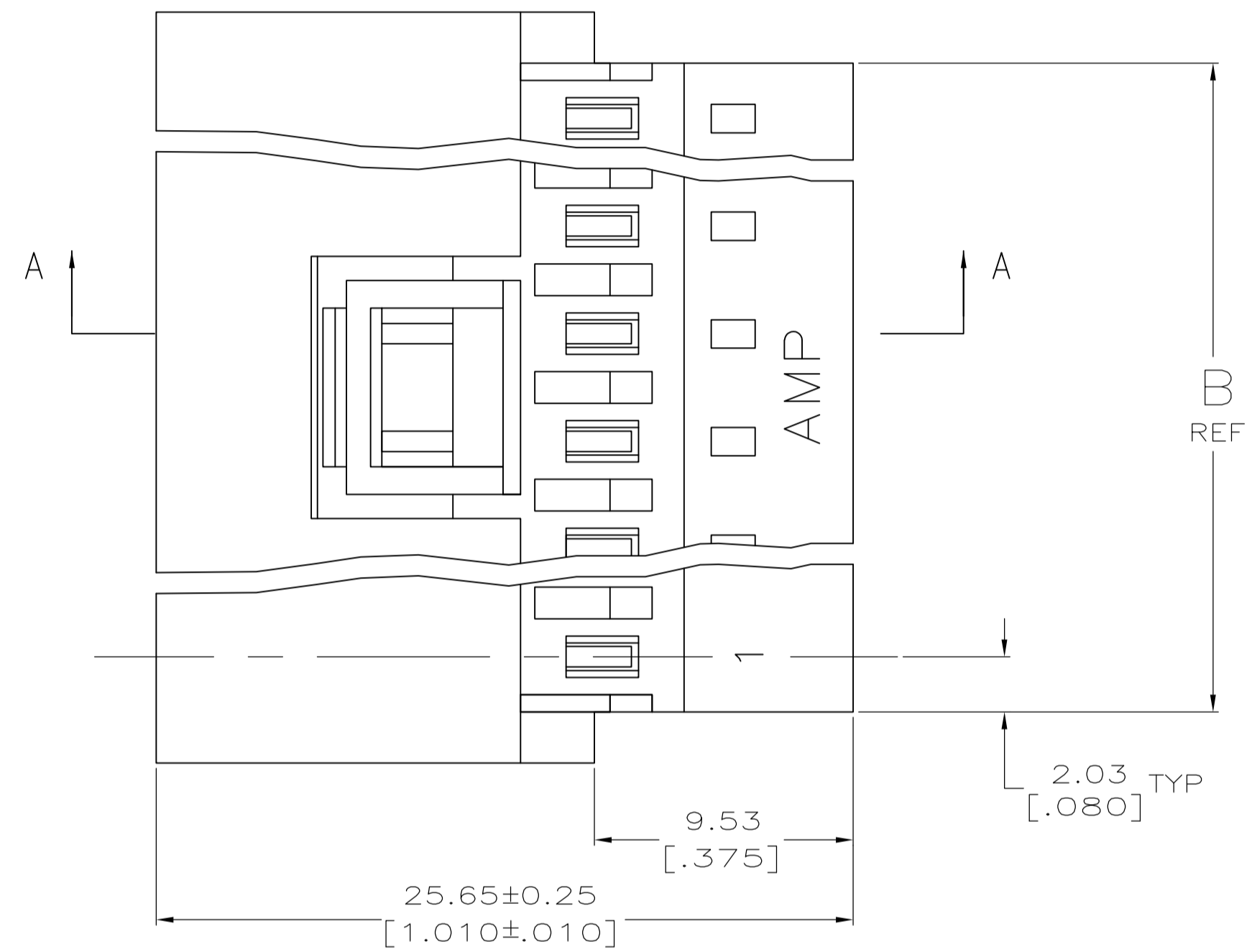
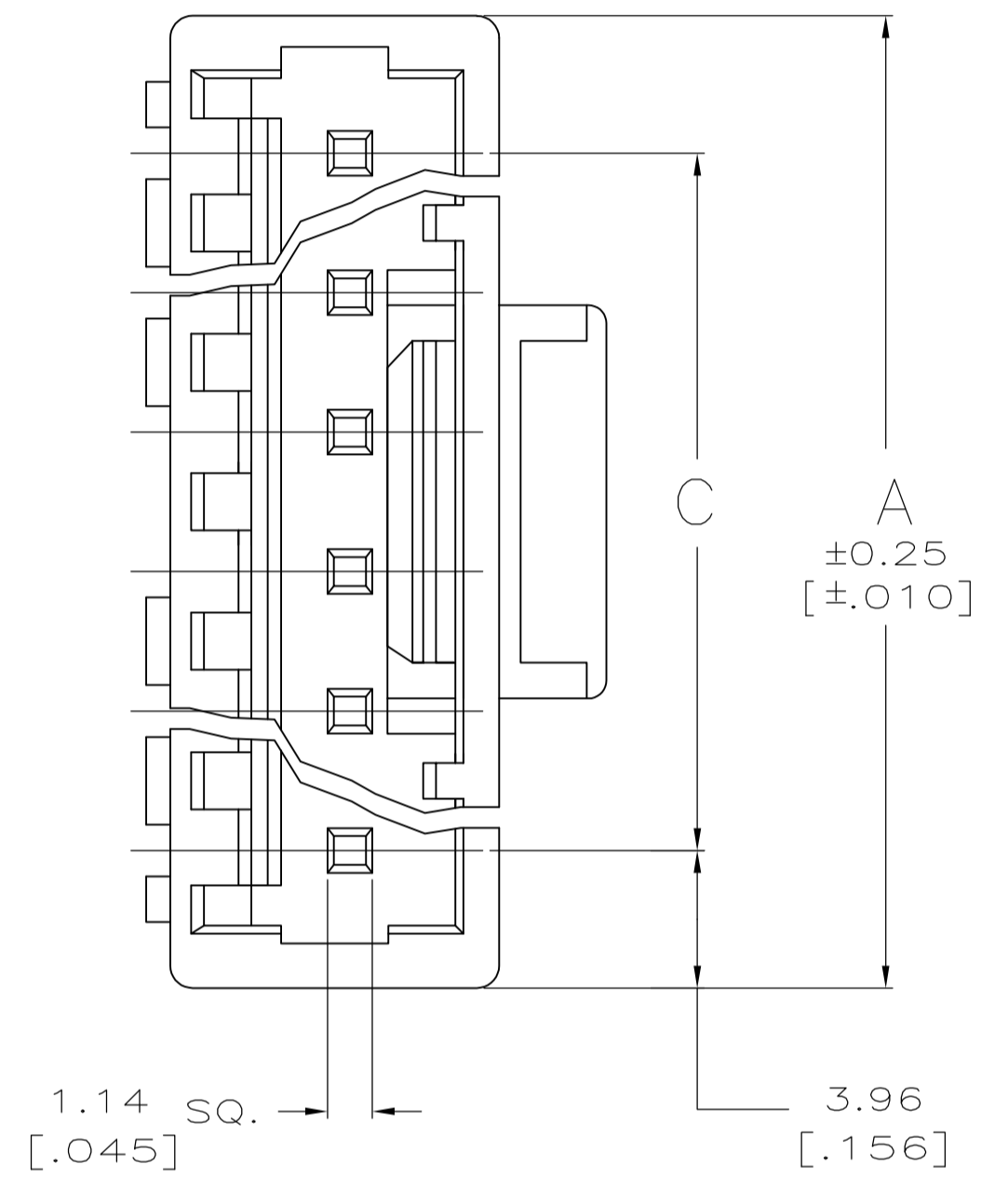


| LOC | | DIST | | REVISIONS | | | |
|-----|---|------|---------|-----------|------|------|----|
| FT | O | REV | DATE | BY | APPV | DATE | BY |
| M | | 1 | 16APR08 | HMR | DB | | |

- MATERIAL: CONNECTOR - NYLON UL94-V2 (WHITE)
 CONTACTS - 0.30[.012] THICK COPPER ALLOY
 (BRIGHT TIN-LEAD 0.00203[.000080] MIN. THICK
 FOR CONTACTS 641438-2 THRU 2-641438-4).
 (MATTE TIN PLATE 0.00203[.000080] MIN. THICK
 FOR CONTACTS 3-641438-2 THRU 5-641438-4).
- CONTACTS ACCEPT #24 AWG SOLID, FUSED STRANDED OR
 STRANDED (7 STRANDS) WIRE WITH 2.41 [.095] MAX
 INSULATION DIA.
- BOW, IN ANY DIRECTION, NOT TO EXCEED 0.15 [.006] PER IN.
- HOUSING FEATURES: CLOSED END.
- DIMENSIONS IN BRACKETS ARE IN INCHES.



SECTION A-A

| FINISH | C | B | A | NO. OF CIRCUITS | PART NUMBER |
|----------|---------------|---------------|---------------|-----------------|-------------|
| TIN | 91.14 [3.588] | 95.20 [3.748] | 99.06 [3.900] | 24 | 5-641438-4 |
| | 55.47 [2.184] | 59.54 [2.344] | 63.40 [2.496] | 15 | 4-641438-5 |
| | 43.59 [1.716] | 47.65 [1.876] | 51.51 [2.028] | 12 | 4-641438-2 |
| | 31.70 [1.248] | 35.76 [1.408] | 39.62 [1.560] | 9 | 3-641438-9 |
| | 19.81 [.780] | 23.88 [.940] | 27.74 [1.092] | 6 | 3-641438-6 |
| | 11.89 [.468] | 15.95 [.628] | 19.81 [.780] | 4 | 3-641438-4 |
| TIN-LEAD | 7.92 [.312] | 11.99 [.472] | 15.85 [.624] | 3 | 3-641438-3 |
| | 3.96 [.156] | 8.03 [.316] | 11.89 [.468] | 2 | 3-641438-2 |
| | 91.14 [3.588] | 95.20 [3.748] | 99.06 [3.900] | 24 | 2-641438-4 |
| | 55.47 [2.184] | 59.54 [2.344] | 63.40 [2.496] | 15 | 1-641438-5 |
| | 43.59 [1.716] | 47.65 [1.876] | 51.51 [2.028] | 12 | 1-641438-2 |
| | 31.70 [1.248] | 35.76 [1.408] | 39.62 [1.560] | 9 | 641438-9 |
| | 19.81 [.780] | 23.88 [.940] | 27.74 [1.092] | 6 | 641438-6 |
| | 11.89 [.468] | 15.95 [.628] | 19.81 [.780] | 4 | 641438-4 |
| | 7.92 [.312] | 11.99 [.472] | 15.85 [.624] | 3 | 641438-3 |
| | 3.96 [.156] | 8.03 [.316] | 11.89 [.468] | 2 | 641438-2 |

THIS DRAWING IS A CONTROLLED DOCUMENT.

DIMENSIONS: mm [INCHES]

TOLERANCES UNLESS OTHERWISE SPECIFIED:

| | | |
|--------|---|------------|
| 0 PLC | ± | - |
| 1 PLC | ± | - |
| 2 PLC | ± | 0.13[.005] |
| 3 PLC | ± | - |
| 4 PLC | ± | - |
| ANGLES | ± | - |

MATERIAL: - FINISH: -

THIS DRAWING IS A CONTROLLED DOCUMENT.

DESIGNED BY: S CARPENTER 23JUN05

CHECKED BY: D BOSSI 7/23/03

APPROVED BY: D BOSSI 7/22/03

NAME: MTA 156

PRODUCT SPEC: POSTED CONNECTOR ASSEMBLY

APPLICATION SPEC: 24 AWG

SIZE: A1

WEIGHT: -

CUSTOMER DRAWING

SCALE: 5:1

SHEET: 1 OF 1

REV: M

Tyco Electronics Corporation
 Harrisburg, PA 17105-3608